

"Planning The Wedding of A Lifetime"

Sound Sensations Entertainment 1933 Emily Anne Drive Oshkosh, WI

<http://www.soundsensationsent.com> dj@soundsensationsent.com

Bridal Tips Planning Newsletter December 2005 Edition



Congratulations on your engagement! Sound Sensations Entertainment would like to congratulate you and your fiancé as you plan one of the most memorable and exciting events in your life! This newsletter is designed to help you assist you in your planning the big day.


In addition, this newsletter is designed to be another forum for us to communicate with our current, and future clients. Again, best wishes as you start a new chapter in your life.



Wedding Transportation: How Are You Getting Back To Your Final Destination From The Reception?

Transportation can get hectic. The bridal party may arrive in a limo, but have no way to depart. People may drink to excess, and not be able to drive. Check into alternative options. Does the Hotel have a shuttle? Can a few of your responsible friends or relatives take separate vehicles so they can transport others home? One of our clients wound up calling a few of her cousins at home to return to assist with "the Italians". They were nice enough to get these folks to their respective abodes. People were so generous! So many pretty gifts and the decorated mailbox was full of envelopes. But, oops! How were these things getting home? Make you take all things into consideration when planning your transportation options.

Don't Forget To Read The Fine Print...



Read your contracts again in the week prior to your wedding. Confirm everything again, and find out how the balance should be paid. Even if you handled many of the details in advance, in those crazy days leading up to your event, it is difficult to recall every financial responsibility.

One of our clients told us they had the foresight to bring \$100 with them "just in case" (and here was that case) but that wasn't enough. They had forgotten about a couple of different people at the reception that hadn't been paid yet. You certainly don't want to be opening your wedding cards at the reception, hunting for extra cash. Confirm everything. Including when payments are due, and you will be in great shape!



4 Tips To Make Sure Your Guests Have Fun...

1. Thank Them. I know it's easy to do after the ceremony when you send cards, but why not do it throughout your day.

Print a thank you in the program, thanking your guests for coming to share in your day. Thank them when you see them, and greet them.

2. Encourage Interaction. No I am not talking about dancing here. Many of the people at the wedding may not know each other, but they all have a common bond - they all care about YOU. Encourage them to talk to each other and learn more about each other, using you as a starting point. Never again, will you have all of these people together at the same place. You could create a trivia game by table, or provide crossword puzzles etc about people at the reception as a way for everyone to get to know each other.

3. Share Your Lives With Them. Encourage your friends and family to share stories from the microphone. See if you have any friends who would like to do comedy skits regarding you and your mate.

4. Let Them Play. Your guests really want to have fun. Show them how. Instead of clanking their glasses to see you kiss, require each table to stand up and sing a song with the word "love" in it, or better yet have your guests demonstrate a kiss to get you to do the same.

Selecting Your Wedding Transportation...



Some brides spend so much time and effort planning their dream wedding, but when it comes to selecting their limousine - they make a few calls from the yellow pages and make their selection based upon the lowest price. In some cases, the least expensive option may not be the most reliable - what would happen if the limo is late, or worse, if it didn't show up at all?

Well, here are some important considerations and questions to ask when selecting your transportation company - in order to help you have a dependable and most enjoyable ride!

Type of Vehicles: Ask about the types of cars or limousines that the company offers. There are six, eight and ten+ passenger (super stretch) limos. Ask how many passengers will the car hold comfortably?

Ask specifically which car you will have on your wedding day. You may think you're getting a great price until a 6 passenger limo shows up to take you and your 8 bridesmaids to the church.

Ask about the color; don't just assume that your limousine will be white! Limousines come in white, gray, navy and black.

Ask about other types of cars that are available. Some companies offer custom vehicles or vintage cars. How about arriving in a Rolls Royce? Wow!

Condition of Vehicles: Ask the year and model of the car. If it is an older car, is it in good condition?

If possible, try to visit the company before you book them and ask to see the type of limo that would be picking you up. Be sure to inspect both the inside and outside of the car.

(Continued to the left on the next page)

Selecting Wedding Transportation (Continued)

Price: Ask how they base their charges. Is it based on a time limit (2-3 hours)? Is it based on distance? If it is based on time... what happens if the allotted time goes over - is there an extra charge? What is the charge?

Tipping: Ask about tipping. Is it already included in the price? If not, what is an acceptable tip. Usually 15% is customary and 20% is given for great service.

Discounts: Ask about any available discounts. Many companies will offer discounts to the bride and groom when they reserve additional vehicles for their wedding day or for their bachelor or bachelorette parties.

Directions: Ask the company if the driver is familiar or well-acquainted with the area where you will be traveling. In either case, it is a good idea to send written instructions to the transportation company detailing the directions to where the bride is to be picked up, the church and reception location.

One bride had to direct the limo driver the whole way from her house to the church -- to say the least -- it did not make for an enjoyable or relaxing ride for a very nervous bride!


Wedding Specials or Packages: Ask about any "wedding specials" such as complimentary champagne, a red carpet or any other special services. Some companies offer various wedding packages including a super-stretch limousine, customized "Just Married" sign with the bride and groom's name and decorations to match the wedding colors.

Check References: As with all of your other wedding vendors, it is always important to check references. The company should be happy to share this information with you.

Confirm EVERYTHING: If you have any specific requirements of your transportation company, be sure to contact them as early as possible and put everything in writing. Your contract should include the type and size of the car, pick up and drop off times and locations, and any other specific instructions.

Confirm your reservation the week before the wedding and make sure they have all of the directions.

With a little extra effort up front, all you'll have to do is sit back and enjoy the ride!



Need Ideas For Favors To Give To Your Wedding Guests? Check out our CD Favors...

This has got to be one of the most personal wedding favors that you could give that actually won't end up in the trash or collecting dust on a shelf somewhere. You can choose up to 15 of your favorite songs (first dance, etc.), add your photo, wedding date and bride/groom's names—and you just created one rockin' wedding favor. CD's come with slim line jewel case, full color CD label, cover artwork and track listings inside.

These can be ordered individually, or through our CD Favor package for \$250 for 75 personalized CD favors. Please allow at least 4 weeks for delivery. Please note: some older CD players will not recognize CDR's.



Do You Know Someone Who Is Graduating?

Digital Photo Sensations, our multi-media division can now produce graduation photo montage slide shows on DVD. Similar to our wedding montages, we can take pictures of the graduates last 18 years and create a sentimental montage that captivates all of life's treasured memories, and set it to music with captions. These make a great graduation gift and will be treasured for life. Give our office today to discuss this opportunity. Order before January 1st, and save \$50 on any custom montage.

Tis The Season For Bridal Shows: Here are Some Great Bridal Show Tips...



by *Mayra Etayo and Sandra Mackasy-Reyes*

There are so many wonderful resources available to soon-to-be brides - Attending showcases, expos and will be very helpful in saving you both time and money. During the show, you will have the opportunity to gather information from exhibitors in a variety of services, making it possible to plan your party or wedding in the least amount of time possible!

Here are some tips that will make your experience both productive and enjoyable. So on your mark, get set, start planning!

Before the show:

- If pre-registration is available, pre-register – consider it your RSVP.
- Dress comfortably and wear comfortable shoes!
- Arrive early to ensure you have enough time to visit each vendor's booth and ask plenty of questions.
- Don't go alone.... Bring a friend or two along to act as a second opinion.
- Bring material or ribbons in your party colors so exhibitors can provide useful suggestions catered to your needs.
- Bring a tote bag . This will help you stay organized and gather as much information as possible.
- Bring your appointment date book so you can organize your appointments.
- Make the best of the day by having questions ready.
- Take pen and paper for note taking.
- Bring your checkbook. You may want to reserve a date or book a service. Great discounts will be offered the day of the show.
- Bring adhesive peel-off labels with your name, address, phone number, e-mail, and event date printed on them. You can make them yourself on the computer. They will save you time because you will need to write your name and address to register for the various prizes and promotions
- .Bring bottled water and some snacks to keep your energy up.

DURING THE SHOW:

- If you did not pre-register, register as soon as you enter.
- Give everything the once over. Visit each exhibitor at least once – you may see something you didn't know you wanted. Then go around a second time to speak to specific vendors.
- Make appointments with vendors for a later date to discuss your event in depth.
- Sign up for every contest that you possible can. Some vendors give discounts for their services and others give everything from toasting glasses to a free cruise.
- Collect as much information as you can from each of the exhibitors. You will have plenty of time after the show to look at the information at home in a quiet, relaxed atmosphere. You may think that you don't need information on ice sculpting, but there is no such thing as being over-prepared.
- Ask lots of questions. The exhibitors are there to answer your questions, no matter how many you have. They want to help you, and you should not feel pressured to buy from them.

(Continued On The Next Page to the left)


Bridal Show Tips Continued....

- Ask lots of questions. The exhibitors are there to answer your questions, no matter how many you have. They want to help you, and you should not feel pressured to buy from them.
- If you don't see something you like with at an exhibitors booth, they are likely to have photos of prior work where you may find just what you're looking for.
- When you book a service or purchase a product, be sure to check on refund policies and to read the contract carefully.
- Enjoy the fashion show. It can get you started on your search for the perfect dress.
- Have Fun!

AFTER THE SHOW:

- Review at leisure all the materials collected during the show.
- When additional concerns arise, feel free to contact vendors. They will be happy to hear from you and answer your questions.
- Keep appointments made the day of the show.
- Savor every moment of your planning time. This is a special moment in your life.... Enjoy!

Don't Forget To Visit our website at www.soundsensationsent.com for current bridal shows in Wisconsin that you can attend for all your wedding planning.



Do I Need A Wedding Coordinator?

by Elizabeth Watts

Wedding Coordinators come in all shapes and sizes and offer a variety of services. In particular, a Wedding Day Coordinator is one that specializes in taking care of all the details on your wedding day.

Many brides enjoy the wedding planning process and take extreme joy and pride in planning every detail. You can still plan the wedding of your dreams – but it may be a good idea to have help on your wedding day.

Take this short quiz and see how many of these questions can you answer with confidence:

Who will make sure that the wedding programs and wedding bubbles are in their proper places?

Who will ensure that the favors, table centerpieces, special toasting flutes, cake server set, guest book (and 2 pens!) are all in their proper place at the reception?

Who will help the groomsmen with their boutonnieres? The mother's with their corsages?

What happens if your flower girl is tripping on the hem of her dress, an hour before the ceremony?

Who will make sure that the wedding starts on time and everyone is in place for the processional?

Who will check on the photographer to make sure all the pictures you asked for are being taken and that everyone down to the flower girl is smiling in the family shots?

Extra Help: Any wedding can benefit from the expertise of a professional whose job it is to ensure that your special day goes perfectly as planned.

We highly recommend hiring a wedding coordinator, but I also strongly advise doing your homework first in order to ensure that you hire the right one for you! Here is a great source for wedding planners, they offer complimentary wedding planning, let them know Sound Sensations Entertainment sent you.

www.weddingandeventplanet.com

Have You Booked Your Entertainment Yet?

Mention This Newsletter, and receive \$100 off any Sound Sensations Entertainment wedding package
Offer good for any 2006 or 2007 wedding date

Offer Not valid with any other offers or discounts
Must Book Your Entertainment by December 31st, 2005



Tips For Getting In and Out of the Car...

by Kathy Boyd-McLaughlin

Most brides are not used to wearing a 30 pound dress with a 10 foot or longer train with tons of crinoline, tulle and lace. How in the world are you supposed to be "lady like" getting in and out of your car, bus, carriage or other means of transportation on your wedding day? Well, here are a few tips to help you through this most overlooked detail on your wedding day.

Limos are usually the choice of most brides. They are classy and can hold up to 12 people at a time. They're big and roomy and are excellent for you and your mounds of material.

First, have someone open the door.

Gather up your dress pushing as much of your skirts to the front of you, having someone holding your train. Sounds complicated, but it's really not.

Standing as close to the car as possible, turn with your back to door and gently lower yourself onto the seat; feet on the street simply straighten out your upper body in the car. Turn slowly, making sure the person holding your train "goes with you" to prevent ripping and wrinkling. Here are some other helpful tips:

- Bring feet up and into the car together. You should be sitting correctly at this point.
- Sit back and gather your skirts on to your lap, having your train draped across your skirts and lap. This will minimize wrinkles and lessen the chance of having high heels getting caught in your dress.
- Sit back and relax. Do not slide over or move your position. Many brides seem to think they have to sit in the middle. There is no rule for that!
- Keep your flowers next to you or on the seat across from you. Some flowers may be wet and will drip onto your dress. You do not want this!
- Whoever will be riding with you, should enter the car from the other side, making sure, of course that it is safe.
- When arriving to your destination, simply have the driver put your door to the curb. DO NOT MOVE! The bride is always the last to exit the vehicle.
- Have someone, open the door. Hand your train to that person. You will now begin exiting the vehicle. Turn your feet and your body towards the curb. Place your feet on the ground or the curb and then, head first followed by shoulders, let yourself out of the car.
- Have someone retrieve your flowers and then let go of your dress, train and skirts. You are ready to enter your ceremony site.

**Welcome To Our
Family...**



We would like to welcome the following individuals to the Sound Sensations Entertainment family. Thanks for booking us, we look forward to working with you to make your event special.

Anne Aldinger
Hope Engebretson
Tanya Behnke
Jaime Dombryski
Stephanie Stater
Tina Wotruba
Sandi Dahlke
Hortonville Elementary

John Reich
Edna Ferber Elementary
Scott Anderson
Tara Geisen
Taya Knaak
Jennifer Coffey
Jake Curtis
Amanda Hill